



Rail Academy

Rail Academy Newport Traffic Management Plan (TMP)

2025



Authorised and published by the Victorian Government, 1 Treasury Place, Melbourne

Document Status

PMF Classification			
TRIM Reference	DOC/22/47538	Version	1
Issue date	April 2021	Status	Complete
Owner	Vera-Ann Georgiou	Approver	Caitlin Ryan

Version Control

Version	Date	Author	Title	Description of change
1	Dec 2022	Vera-Ann Georgiou	Rail Training Centre Manager	Annual Review
2	Jan 2024	Vera-Ann Georgiou	Rail Training Centre Manager	Annual Review
3	Dec 2024	Vera-Ann Georgiou	Rail Training Centre Manager	Annual Review

Approval

Version	Issue Date	Approved by	Title
1	Dec 2022	Caitlin Ryan	Director, Industry Capability and Inclusion
2	Jan 2024	Caitlin Ryan	Director, Industry Capability and Inclusion
3	Dec 2024	Caitlin Ryan	Director, Industry Capability and Inclusion

This document is uncontrolled once printed

Scope

The following applies to all vehicles and pedestrians on site at the Rail Academy Newport (RAN).

Responsibilities

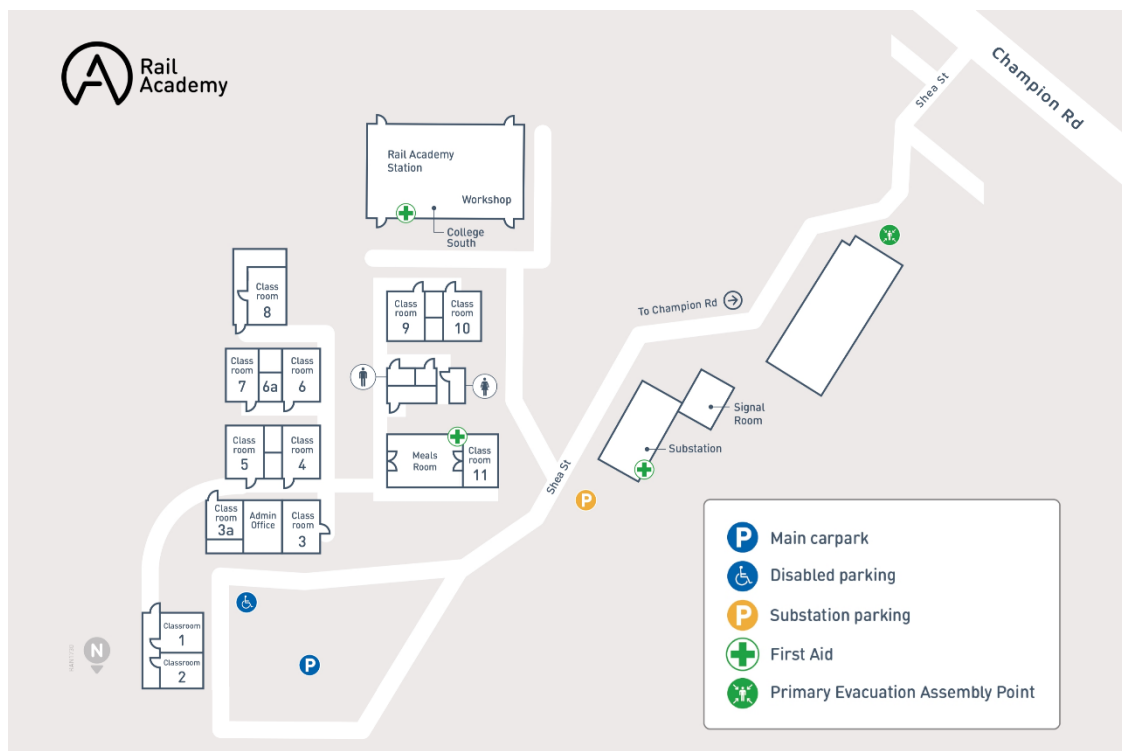
All persons on site at the Rail Academy Newport facility

- Traffic always flows in a clockwise direction down one-way roads (an exception in the car park).
- Remain outside of exclusion zones.
- Vehicles are to remain clear of pedestrians and slow down at intersections.
- Keep to the left-hand side of the road.
- No vehicular access and/or pedestrian access is permitted in exclusion and/or separation zones.
- No parking allowed along white barrier fencing to the track.

Rail Academy Newport Coordinator

- Administrator and maintain the Traffic Management Plan.
- Identify any issues in relation to traffic flow within the Rail Academy Newport (RAN) and rectify these.
- Ensure all persons on site have been inducted to the site and understand the TMP.
- Report incidents and near-misses involving vehicles and/or pedestrians.
- Ensure exclusion zones maintained and enforced.

Site Layout



Entries and Exits

- For vehicles and pedestrians, main entry is from the south-west of the site.

Exclusion and Separation Zones

- Exclusion and separation zones in which no vehicular access and/or pedestrian access is permitted.
- At certain times the road to access the workshop may be blocked off. This could be due to forklift use. If any road is blocked, do not proceed. Park in the car park and seek further assistance at reception or until the area becomes accessible.
- Truck drivers are to either remain in the cabin of their vehicle or in the exclusion zone shown until unloading activities are complete.
- The exclusion zone shown is also the spotter and/or supervisor designated safe area during the unloading activities.



Road Surfacing

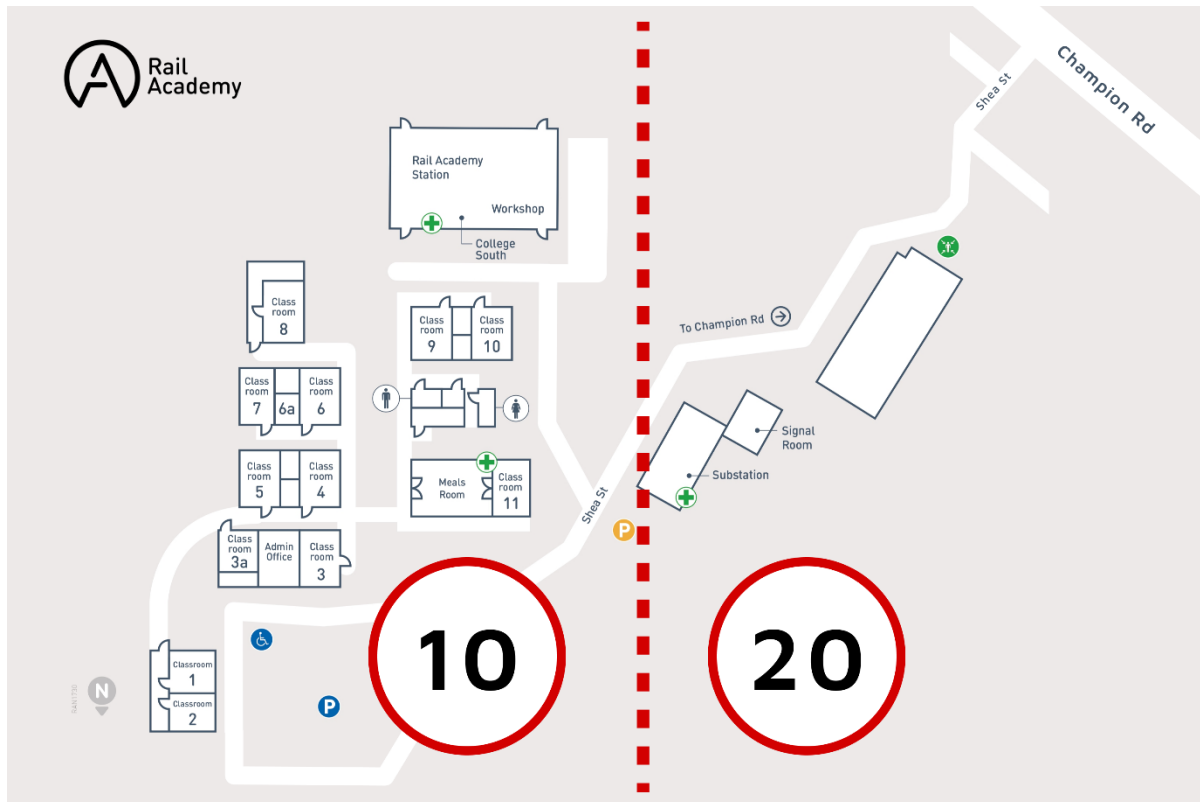
- Not all sections of the road are sealed (e.g Car Park), On unsealed roads, driving must be in accordance with road conditions.
- If required, the traffic flow may alter to accommodate for a hazard.
- Pedestrians are also advised to take care when walking on the surfaces, as they may be prone to slips and trips.

Warning Signs

- All warning signs located on the RAN premises are to be adhered to.

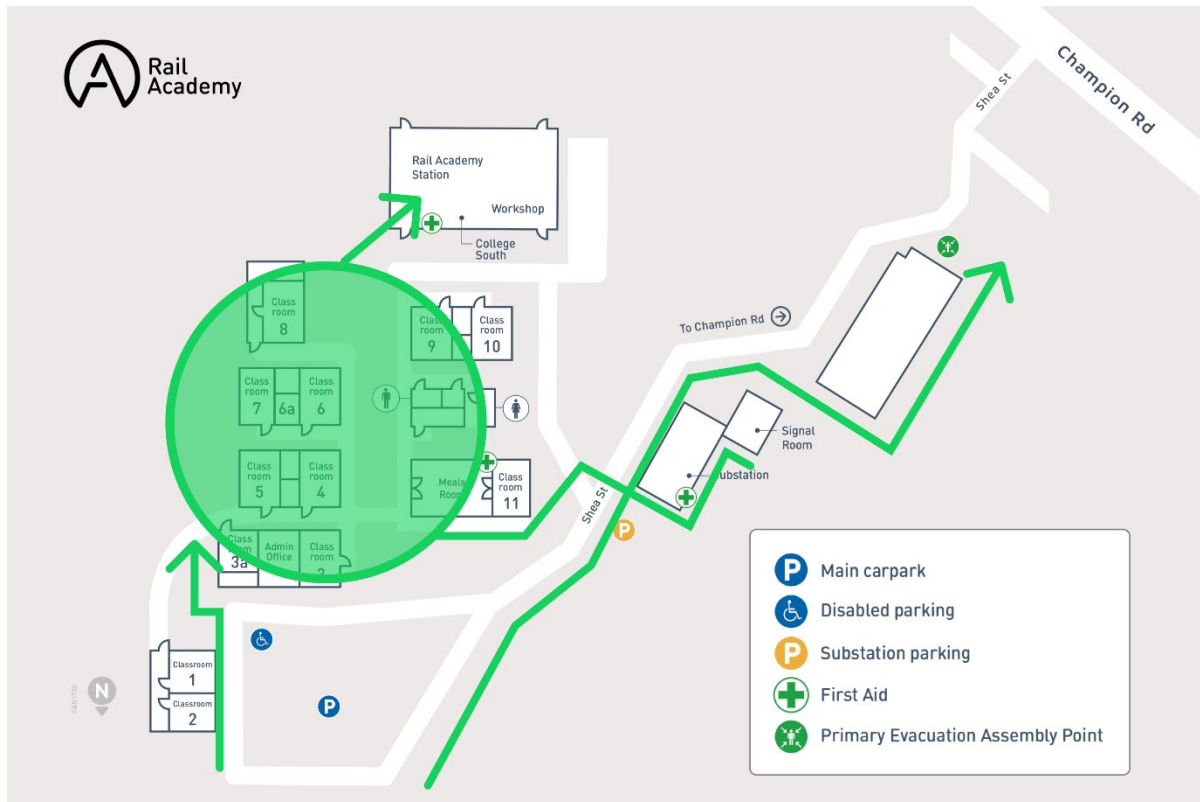
Speed Restrictions

- Speed restrictions are in place around the RAN, these must be adhered to at ALL times by all vehicles in the facility.
- Speed restrictions are shown below

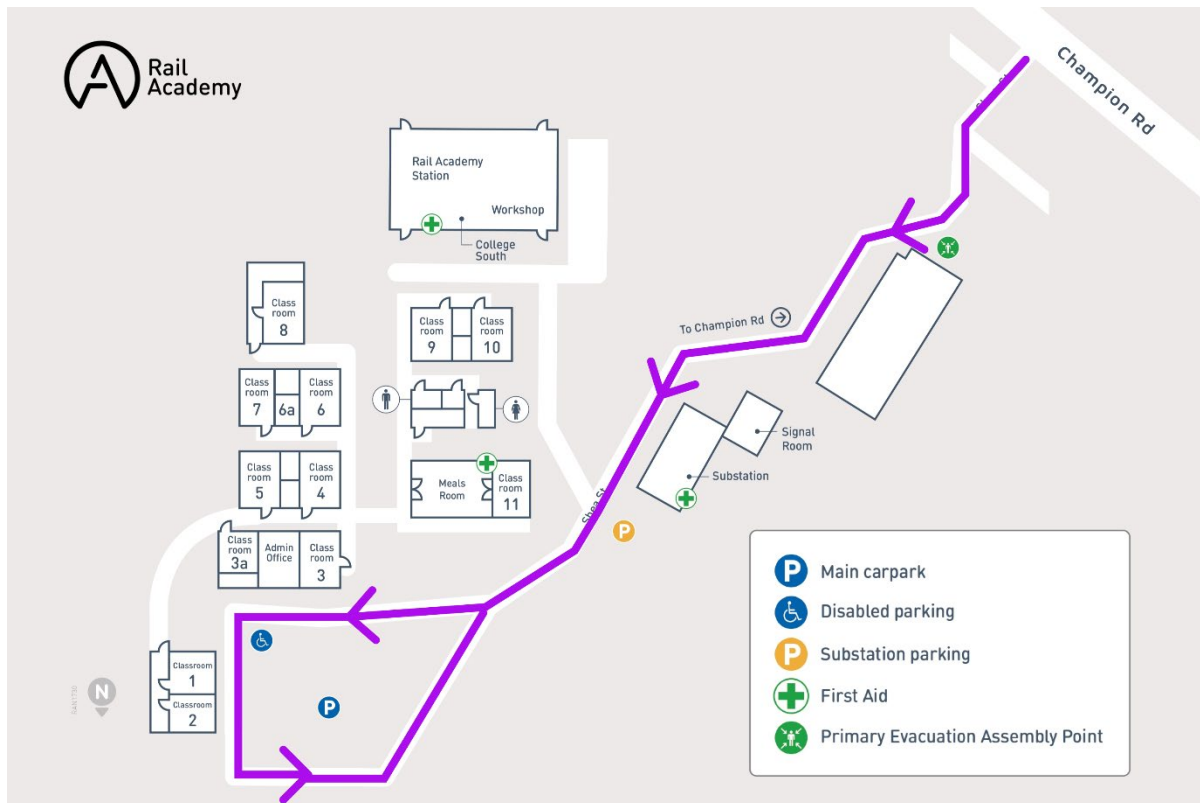


Traffic Flows

- All traffic within the RAN, are to follow Victorian road rules
- Traffic flows for pedestrians are as follows:



- **Traffic Flows for Vehicles are as follows:**
- Traffic Flow for visitors



- Traffic Flows for small trucks requiring forklift unloading are as follows:

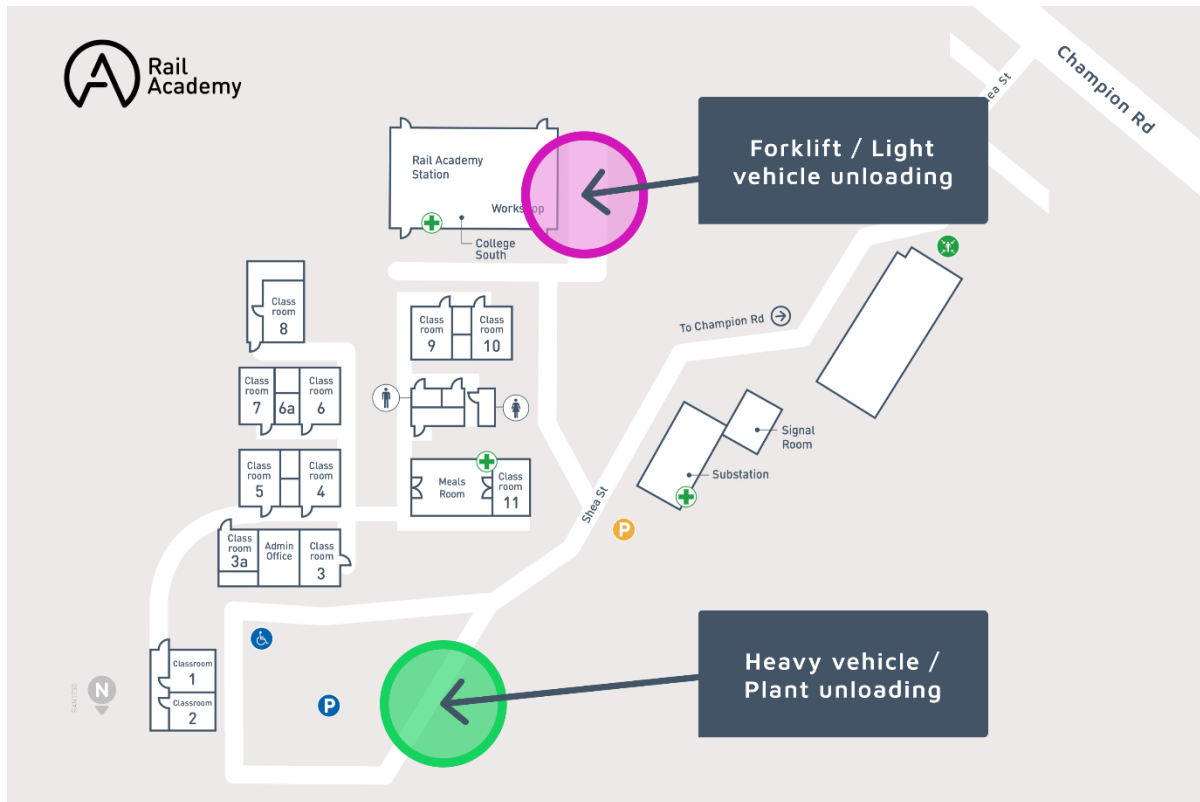


- Traffic flows for large trucks unloading plant are as follows:



Loading and unloading

- All loading and unloading are to be conducted in designated areas.
- Loading and unloading is not to restrict the access and egress to emergency evacuation points at any time.
- The unloading/loading area is to be segregated from pedestrians using bollards, flagging and/or traffic management.
- Designated loading zones are shown on map below:



Forklift on site

- Follow instructions on all warning signs and access blockages when the forklift is in use
- Access to blocked areas is prohibited (unless an emergency)
- Restrictions will be removed once forklift use has ceased.
- Forklift movement will occur most commonly in the areas below:

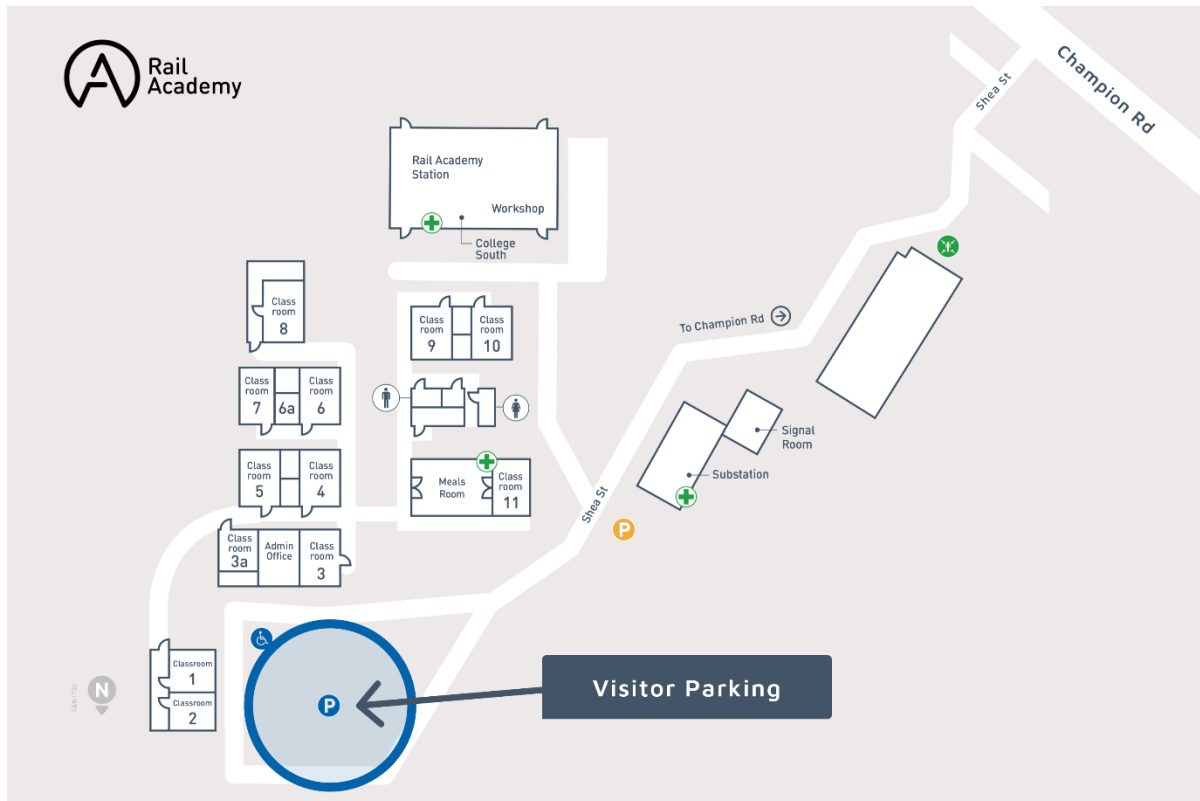


All other plant on the site

- Other Plant may be stored on site providing it doesn't block access or egress routes.
- All plant must be governed by this TMP.

Visitor Parking

- CAUTION: this area is also accessed by pedestrians, take care when driving and always obey the speed restrictions.
- No parking allowed along white barrier fencing to the track.
- Visitor parking is highlighted in the area below:



railacademy.vic.gov.au

LXRP-Ran@levelcrossings.vic.gov.au



For languages other than
English, please call 9209 0147.

1800 105 105 (call anytime)



Please contact us if you would like this information in an
accessible format. If you need assistance due to a hearing
or speech impairment, visit **relayservice.gov.au**

